



Term of Use



Thank you for downloading this pdf file from webpage www.KiddlyBlocks.com.

Please notice that this document was provided to you only for your own personal use in your family or in your class. You may not alter the file, copy it or share it anywhere.

If you have any questions or comments please contact me at support@kiddlyblocks.com.

File Content


Gift Labels - Christmas



Instructions


1. Print on both sides (without first page).
2. Cut along dashed lines.
3. Punch the ribbon hole.

Gift Labels






Gift Labels - Backsides




Gift Labels






Gift Labels - Backsides




Gift Labels






Gift Labels - Backsides





Gift Labels






Gift Labels - Backsides








Gift Labels - Backsides




Gift Labels






Gift Labels - Backsides




Gift Labels






Gift Labels - Backsides




Gift Labels






Gift Labels - Backsides





Gift Labels





Gift Labels - Backsides

